

# TradeTools**Fx**

**FXNEXT platform**

**Desktop Trade Terminal - manual**

**V1.0.6729**



# Table of contents:

1	FXNEXT Desktop Trade Terminal (1.0.6729).....	2
1.1	Product Description.....	2
1.2	Installation.....	2
1.2.1	“FXNEXT trade terminal” installation.....	2
1.2.2	Microsoft .NET Framework installation.....	2
1.2.3	FXNEXT trade terminal setup .....	4
1.3	Running.....	5
1.3.1	Launch FXlite client terminal.....	5
1.3.2	Logging in with existing trader account .....	6
1.3.3	Registering new demo account.....	7
1.4	Trading.....	8
1.4.1	Trading regular forex symbols .....	8
1.4.2	Trading Binary options symbols.....	13
1.5	FX GO Trading terminal interface appearance .....	16
1.6	File menu.....	17
1.6.1	New Chart.....	17
1.6.2	Create Demo Account .....	18
1.6.3	Login .....	19
1.6.4	Exit .....	19
1.7	View.....	20
1.7.1	Language .....	20
1.7.2	Layout.....	21
1.7.3	Symbols.....	22
1.7.4	Binary Options .....	22
1.7.5	Trade Robots .....	23
1.7.6	Favorites .....	24
1.7.7	Tick Chart.....	24
1.7.8	Trade.....	25
1.7.9	Bo Positions.....	25
1.7.10	Trade History.....	25
1.7.11	News.....	26
1.8	Tools -> Options .....	27
1.8.1	Common .....	27
1.8.2	Charts .....	28
1.8.3	News.....	29
1.9	Help.....	29

# 1 **FXNEXT Desktop Trade Terminal (1.0.6729)**

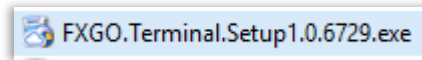
## 1.1 **Product Description**

The “FXNEXT Trade Terminal” is a software system that allows clients to trade Forex and Binary Options instruments at Windows OS

## 1.2 **Installation**

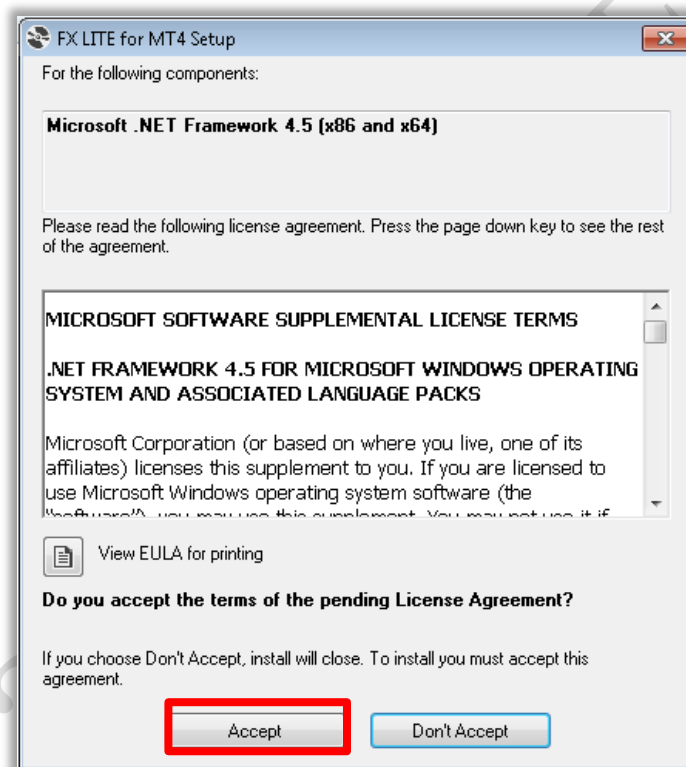
### 1.2.1 **“FXNEXT trade terminal” installation**

Double click on “FXNEXT.Terminal.Setup1.0.6729.exe” to start FXNEXT terminal installation

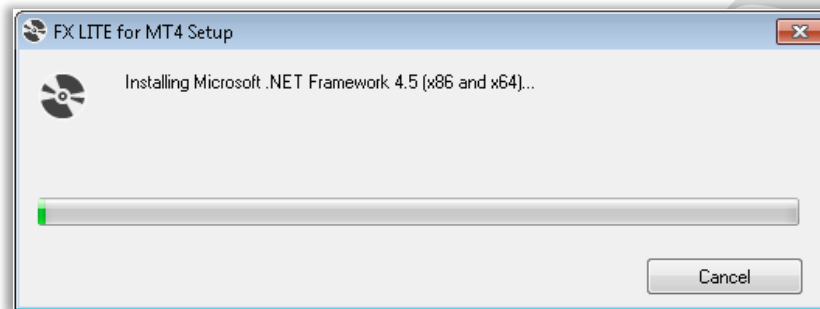
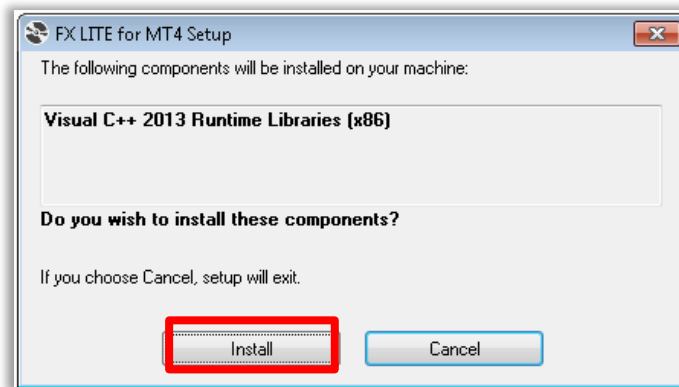


### 1.2.2 **Microsoft .NET Framework installation**

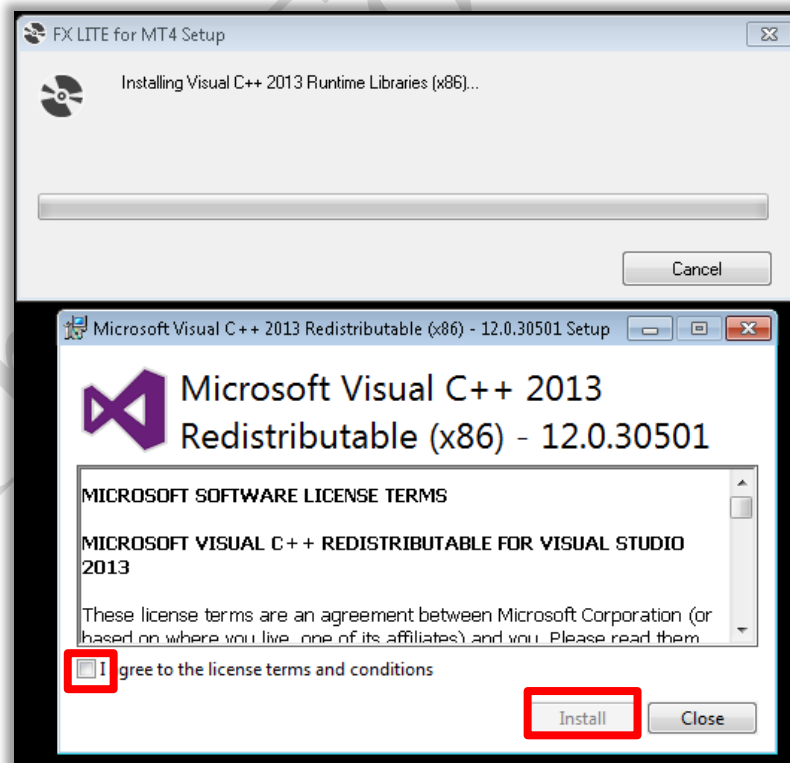
Depending on OS installed, “Microsoft .NET Framework” and “Microsoft Visual C++” installation could be required



Click “Install”



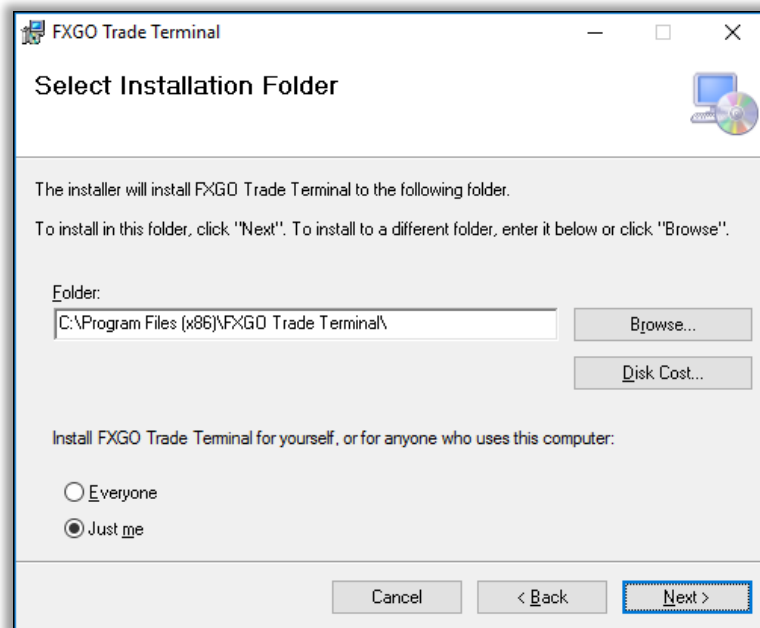
Installing “Microsoft Visual C++”



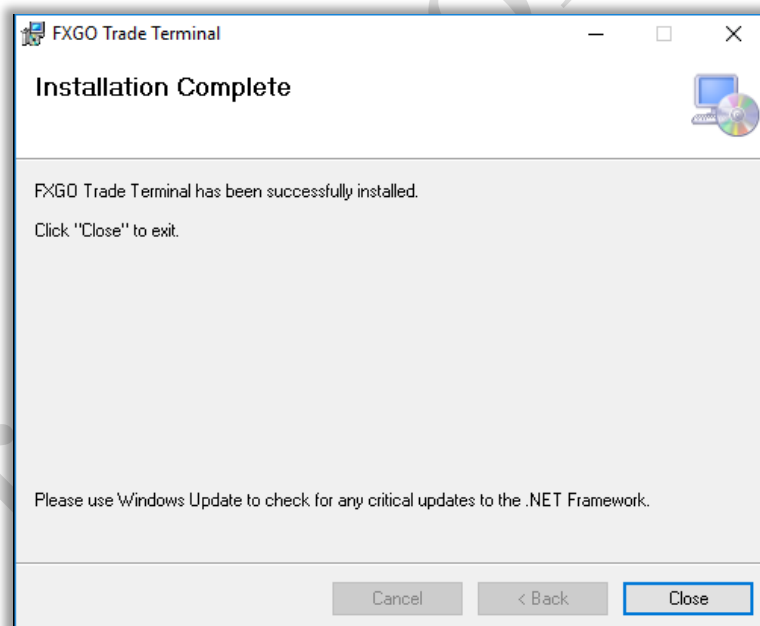
### 1.2.3 FXNEXT trade terminal

setup Choose installation

path




Installation complete



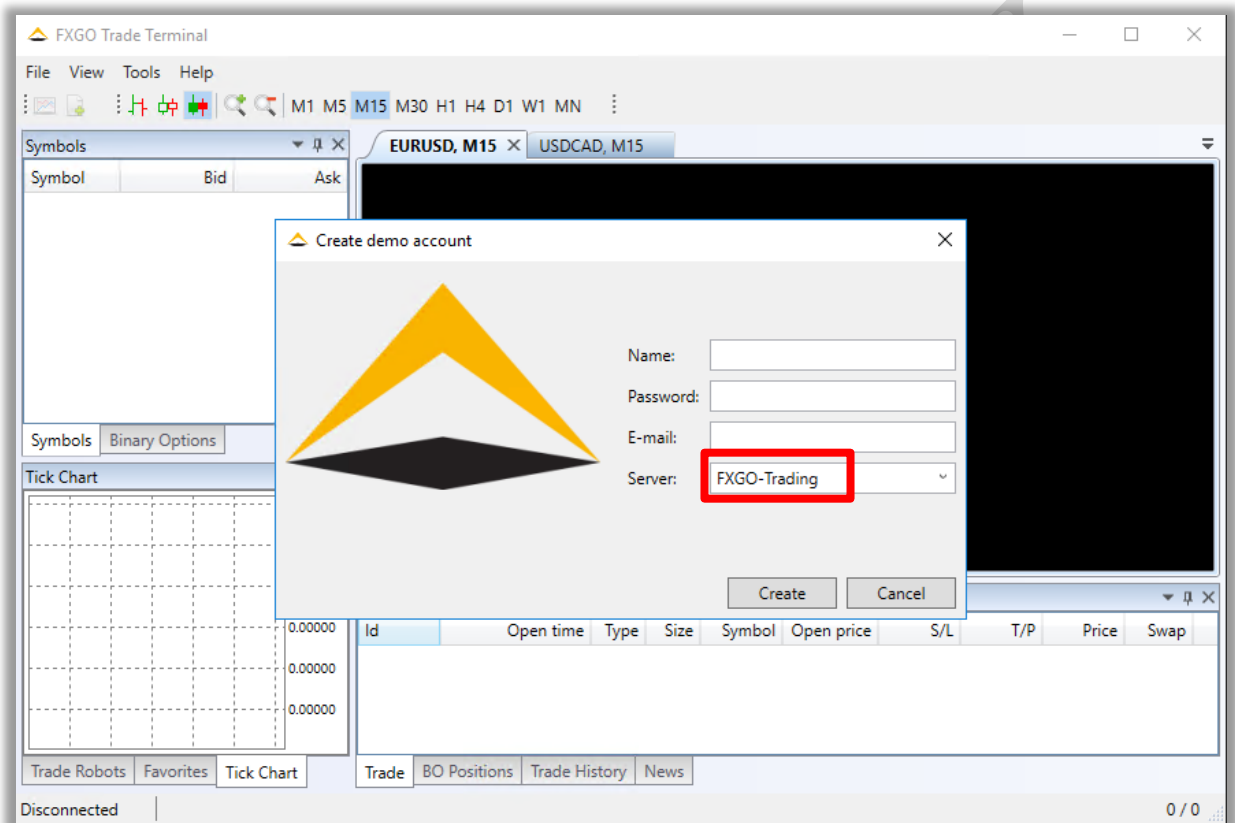
### 1.3 Running

#### 1.3.1 Launch FXlite client terminal

Click on shortcut FXlite For MT4 to start client terminal with FX lite plugin.

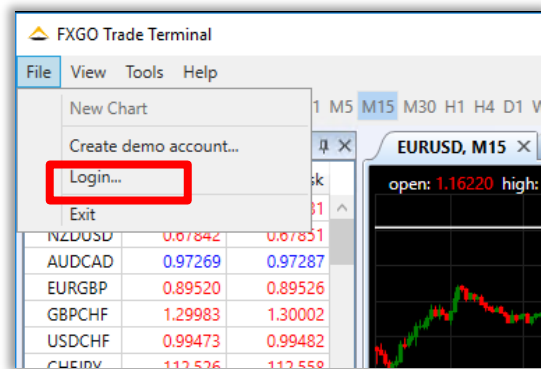


Now you can login with existing account provided by your broker company, or register new demo account if broker allow to do this via terminal

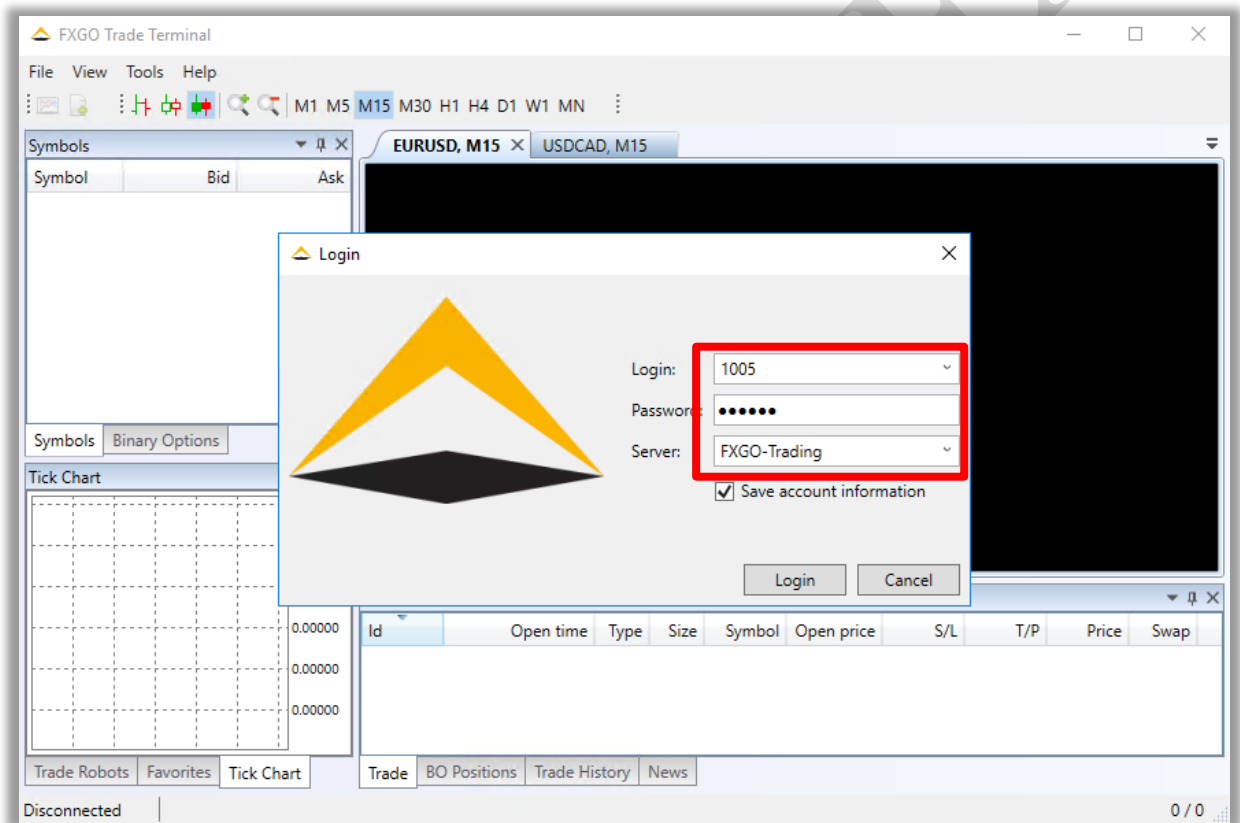


### 1.3.2 Logging in with existing trader account

Choose “Login” point in “File” menu to login trading server using existing trading account credentials.



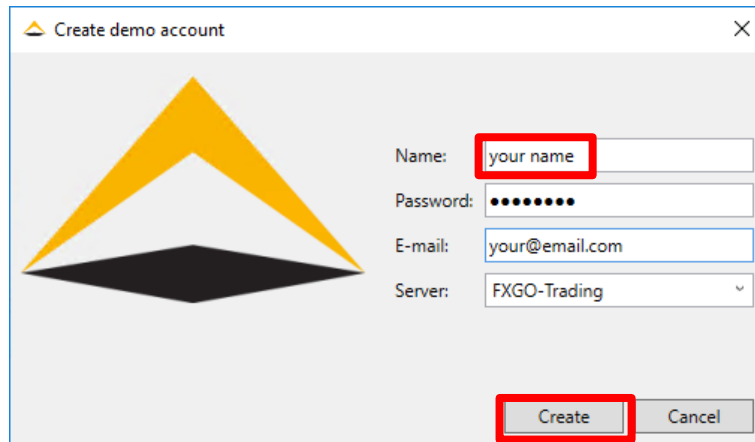
Supply your existing account login credentials and click “Login.”



### 1.3.3 Registering new demo account

Choose “Create demo account” point in “File” menu to register new demo account.

Choose demo server provided your broker company, type password and click “Create”



Demo account created, remember account number and password for further login.

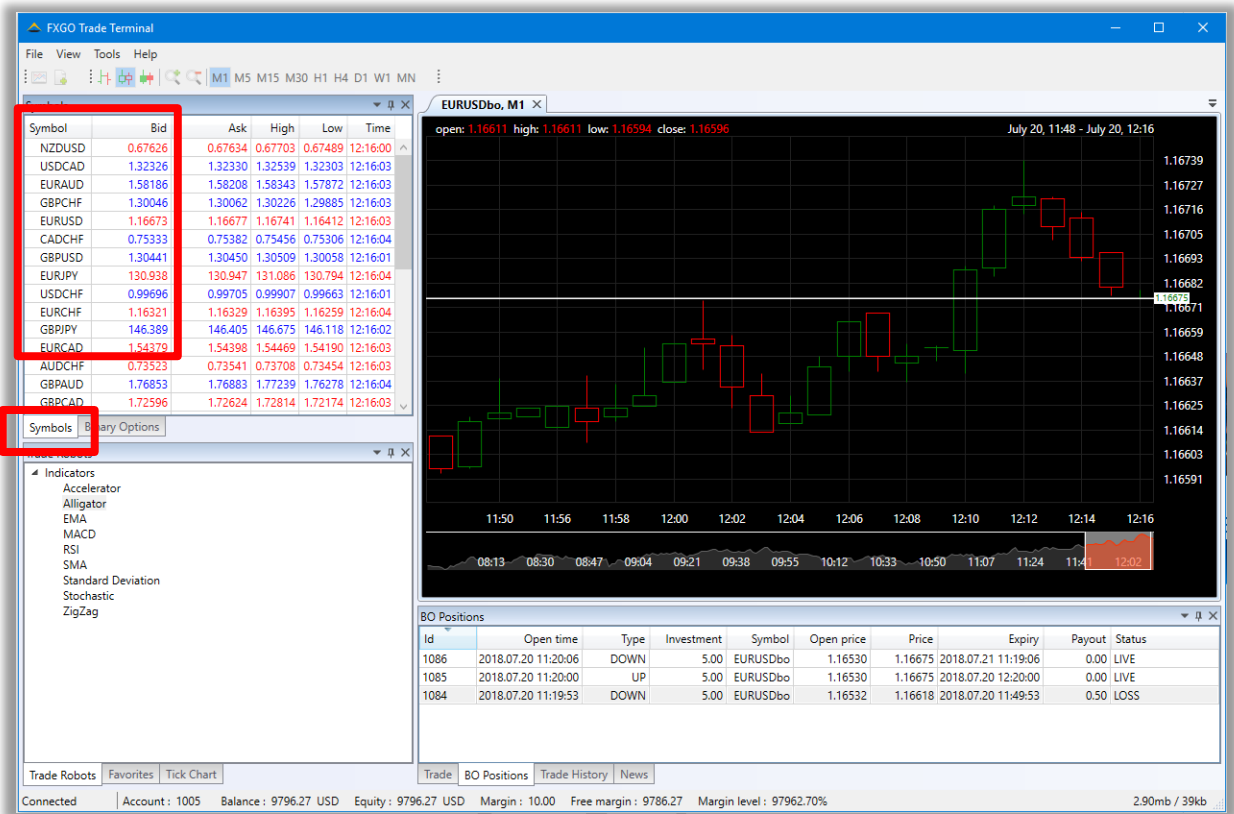




## 1.4 Trading

### 1.4.1 Trading regular forex symbols

Double click on any “Instrument” in “Symbols” window to open order

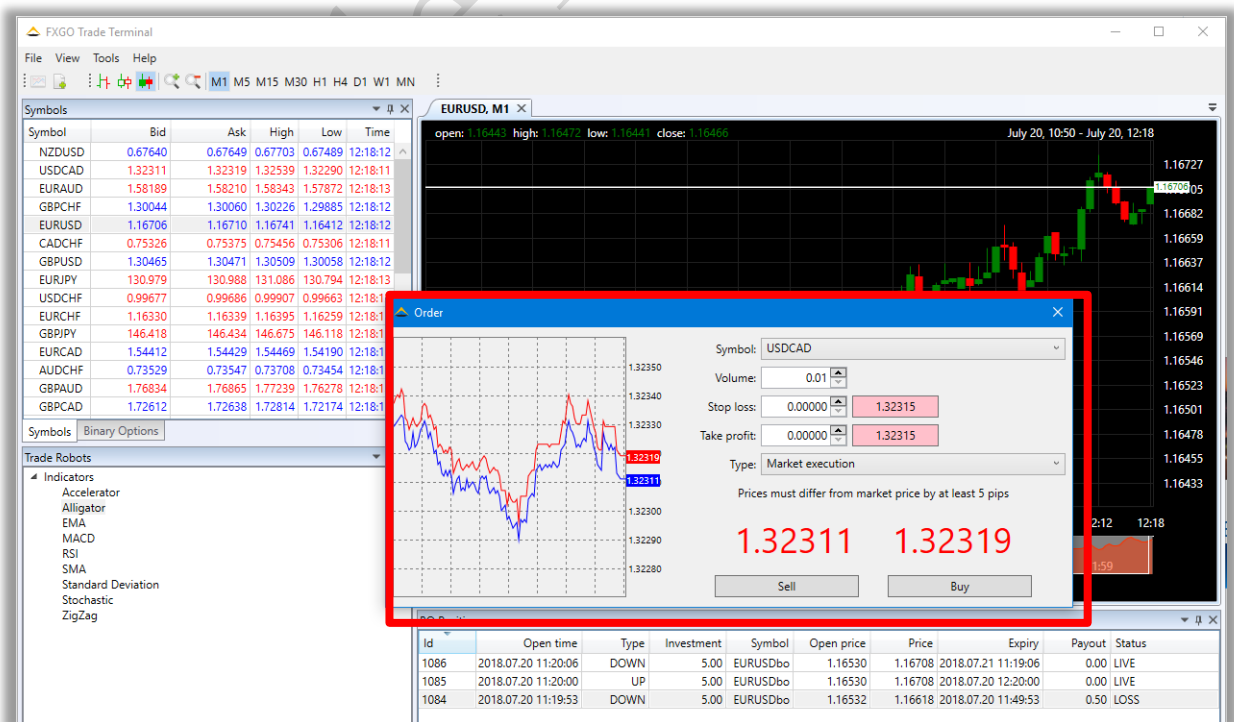


The screenshot shows the FXGO Trade Terminal interface. The 'Symbols' window is open, displaying a list of instruments with their Bid, Ask, High, Low, and Time. The 'EURUSD, M1' chart is visible, showing price movement from 11:50 to 12:16. The 'BO Positions' table is also visible at the bottom.

Symbol	Bid	Ask	High	Low	Time
NZDUSD	0.67626	0.67634	0.67703	0.67489	12:16:00
USDCAD	1.32326	1.32330	1.32539	1.32303	12:16:03
EURAUD	1.58186	1.58208	1.58343	1.57872	12:16:03
GBPCHF	1.30046	1.30062	1.30226	1.29885	12:16:03
EURUSD	1.16673	1.16677	1.16741	1.16412	12:16:03
CADCHF	0.75333	0.75382	0.75456	0.75306	12:16:04
GBPUSD	1.30441	1.30450	1.30509	1.30058	12:16:01
EURJPY	130.938	130.947	131.086	130.794	12:16:04
USDCHE	0.99696	0.99705	0.99907	0.99663	12:16:01
EURCHF	1.16321	1.16329	1.16395	1.16259	12:16:04
GBPJPY	146.389	146.405	146.675	146.118	12:16:02
EURCAD	1.54379	1.54398	1.54469	1.54190	12:16:03
AUDCHF	0.73523	0.73541	0.73708	0.73454	12:16:03
GBPAUD	1.76853	1.76883	1.77239	1.76278	12:16:04
GBPCAD	1.72596	1.72624	1.72814	1.72174	12:16:03

Id	Open time	Type	Investment	Symbol	Open price	Price	Expiry	Payout	Status
1086	2018.07.20 11:20:06	DOWN	5.00	EURUSDbo	1.16530	1.16675	2018.07.21 11:19:06	0.00	LIVE
1085	2018.07.20 11:20:00	UP	5.00	EURUSDbo	1.16530	1.16675	2018.07.20 12:20:00	0.00	LIVE
1084	2018.07.20 11:19:53	DOWN	5.00	EURUSDbo	1.16532	1.16618	2018.07.20 11:49:53	0.50	LOSS

Choose order parameters and click “Buy” or “Sell” to open position

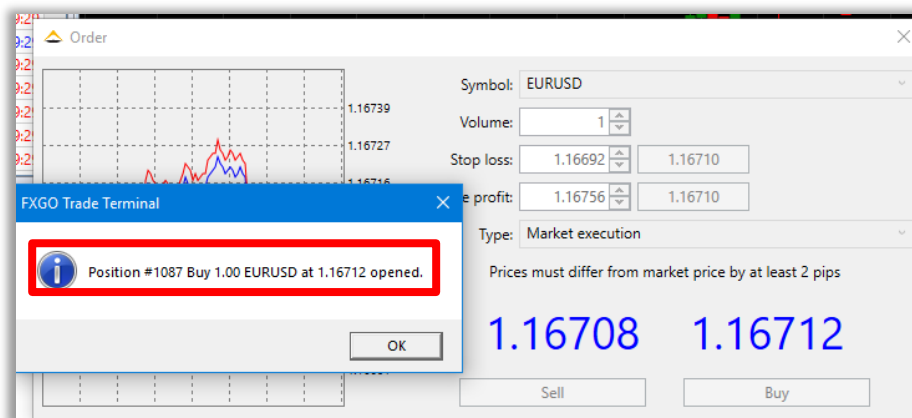


The screenshot shows the FXGO Trade Terminal interface with the 'Order' window open for USD/CAD. The 'Order' window displays the current price (1.32311) and the next price (1.32319). The 'Volume' is set to 0.01. The 'Stop loss' and 'Take profit' are both set to 0.00000. The 'Type' is 'Market execution'. The 'Prices must differ from market price by at least 5 pips' warning is visible. The 'Buy' and 'Sell' buttons are highlighted.

Symbol	Bid	Ask	High	Low	Time
NZDUSD	0.67640	0.67649	0.67703	0.67489	12:18:12
USDCAD	1.32311	1.32319	1.32539	1.32290	12:18:11
EURAUD	1.58189	1.58210	1.58343	1.57872	12:18:13
GBPCHF	1.30044	1.30060	1.30226	1.29885	12:18:12
EURUSD	1.16706	1.16710	1.16741	1.16412	12:18:12
CADCHF	0.75326	0.75375	0.75456	0.75306	12:18:11
GBPUSD	1.30465	1.30471	1.30509	1.30058	12:18:12
EURJPY	130.979	130.988	131.086	130.794	12:18:13
USDCHE	0.99677	0.99686	0.99907	0.99663	12:18:11
EURCHF	1.16330	1.16339	1.16395	1.16259	12:18:11
GBPJPY	146.418	146.434	146.675	146.118	12:18:11
EURCAD	1.54412	1.54429	1.54469	1.54190	12:18:11
AUDCHF	0.73529	0.73547	0.73708	0.73454	12:18:11
GBPAUD	1.76834	1.76865	1.77239	1.76278	12:18:11
GBPCAD	1.72612	1.72638	1.72814	1.72174	12:18:11

Id	Open time	Type	Investment	Symbol	Open price	Price	Expiry	Payout	Status
1086	2018.07.20 11:20:06	DOWN	5.00	EURUSDbo	1.16530	1.16708	2018.07.21 11:19:06	0.00	LIVE
1085	2018.07.20 11:20:00	UP	5.00	EURUSDbo	1.16530	1.16708	2018.07.20 12:20:00	0.00	LIVE
1084	2018.07.20 11:19:53	DOWN	5.00	EURUSDbo	1.16532	1.16618	2018.07.20 11:49:53	0.50	LOSS

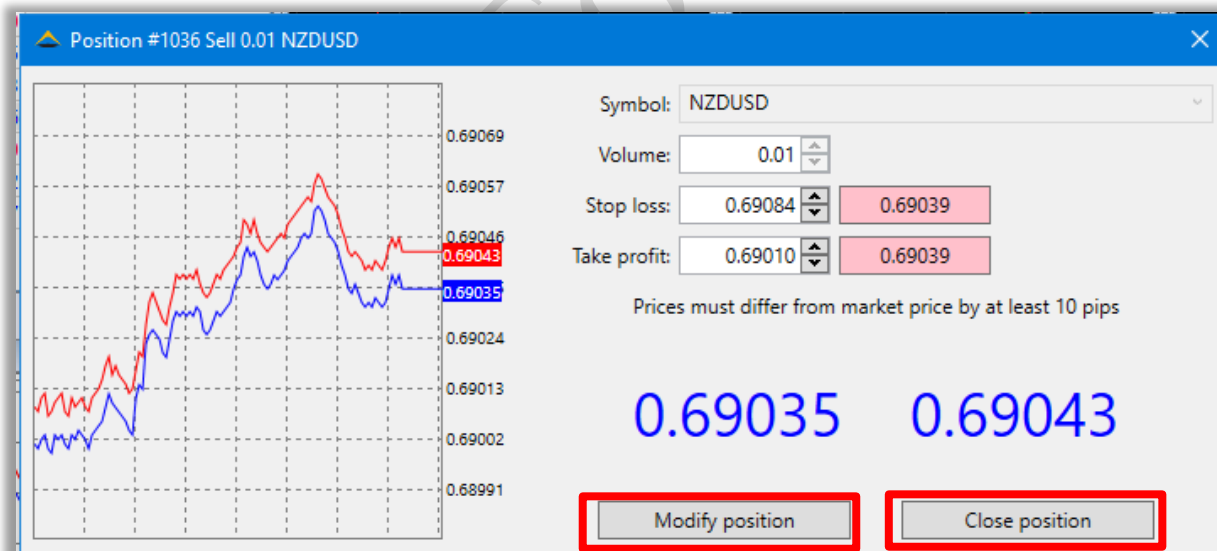
Position opened



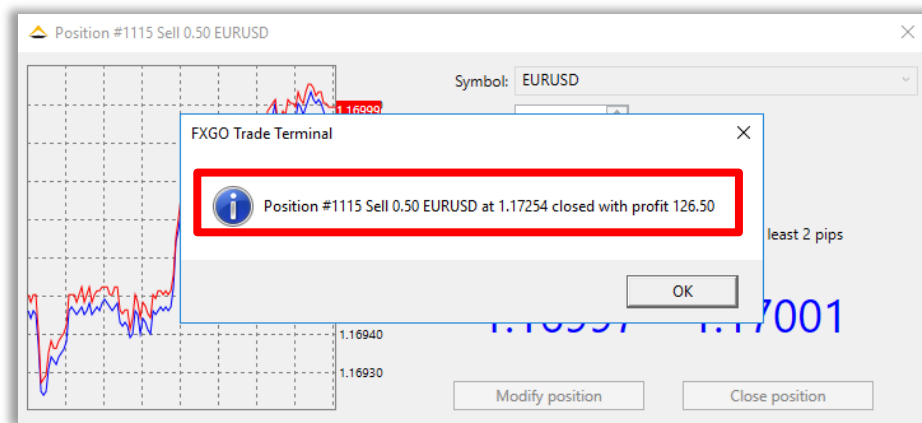
Opened positions appears in “Trade” tab list

Id	Open time	Type	Size	Symbol	Open price	S/L	T/P	Price	Swap	Profit	Comment
1036	2018.06.21 14:03:11	Sell	0.01	NZDUSD	0.68741	0.00000	0.00000	0.69041	0.00	-2.99	
1031	2018.06.21 13:51:27	Buy	0.01	NZDUSD	0.68738	0.00000	0.00000	0.69032	0.00	2.93	

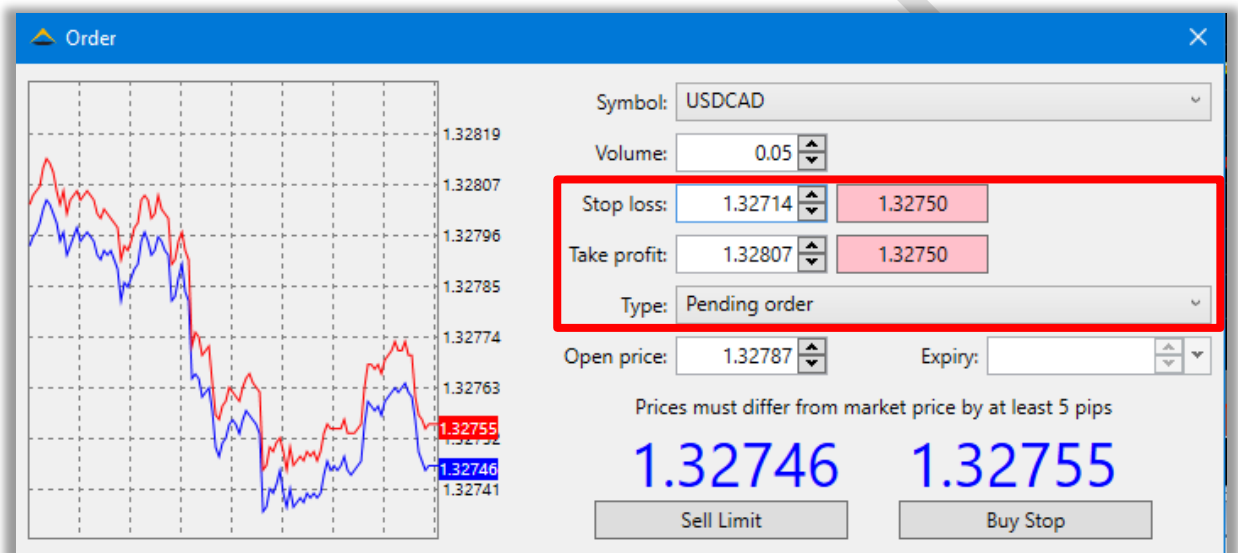
Double click on any opened position to modify or close it.



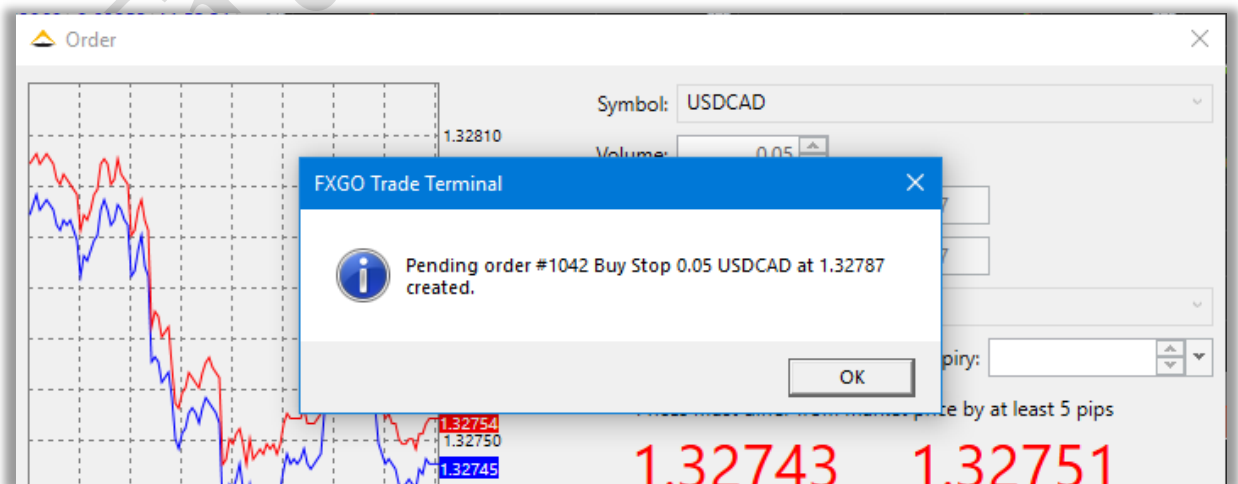
Position closed



To open pending position, choose “Type” = “Pending order”, enter “Open”, “Stop loss” and “Take profit” price then click “Sell limit” or “Buy stop” button.



Pending order created

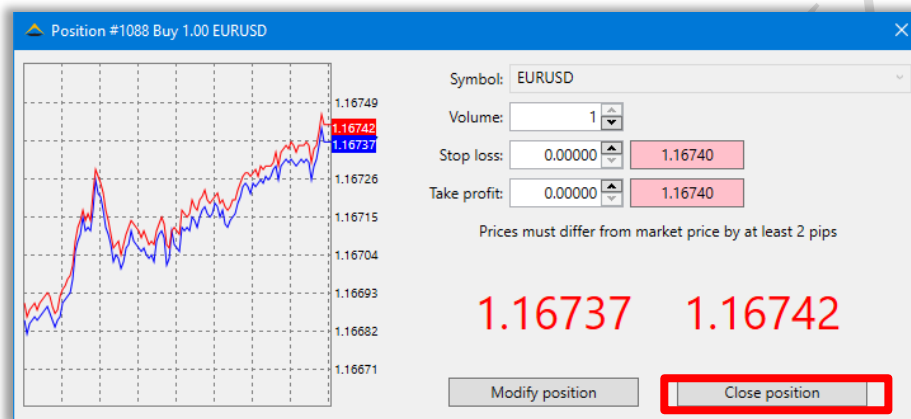


You can see list of opened positions at the bottom of terminal in “Trade” tab.

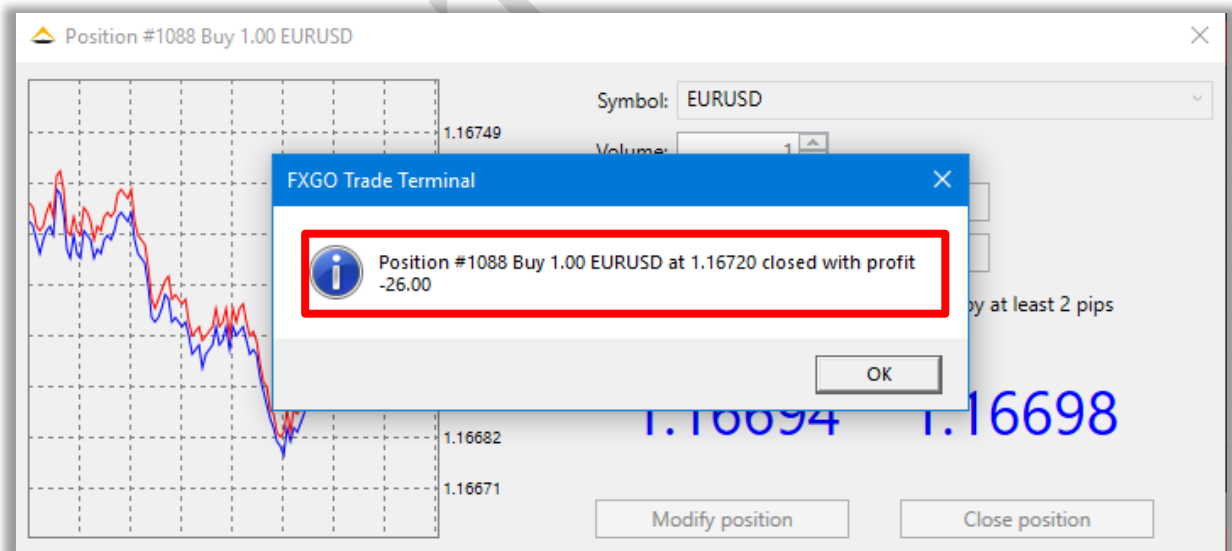
Id	Open time	Type	Size	Symbol	Open price	S/L	T/P	Price	Commission	Swap	Profit	Comment
1088	2018.07.20 12:21:00	Buy	1.00	EURUSD	1.16720	0.00000	0.00000	1.16706	0.00	0.00	-13.00	

Trade | **BO Positions** | Trade History | News

To close opened position, double-click on it in “Trade” tab and then click “Close” in order window.



Position closed



You can see list of closed positions in “Account History” tab at the bottom of terminal

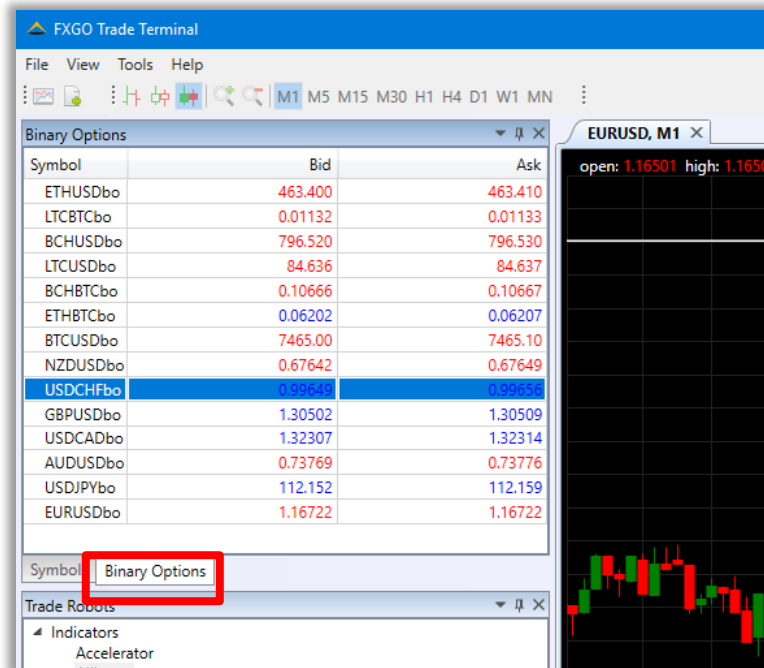
Time	Type	Message
2018.07.20 12:20:00	Binary Option	Position #1085 WIN at 1.16688 payout: 9.00
2018.07.20 12:19:16	Close order	Position closed: position #1087, Buy 1.00 EURUSD, open price: 1.16712, close price: 1.16692, sl: 1.16692, tp: 1.16712
2018.07.20 12:19:10	Open order	Position #1087 opened, Buy 1.00 EURUSD, open price: 1.16712, sl: 1.16692, tp: 1.16756
2018.07.20 11:49:53	Binary Option	Position #1084 LOSS at 1.16618 payout: 0.50
2018.07.20 11:29:46	Binary Option	Position #1083 WIN at 1.16554 payout: 8.50
2018.07.20 11:24:37	Binary Option	Position #1082 LOSS at 1.16589 payout: 0.60

Trade BO Positions **Trade History** News

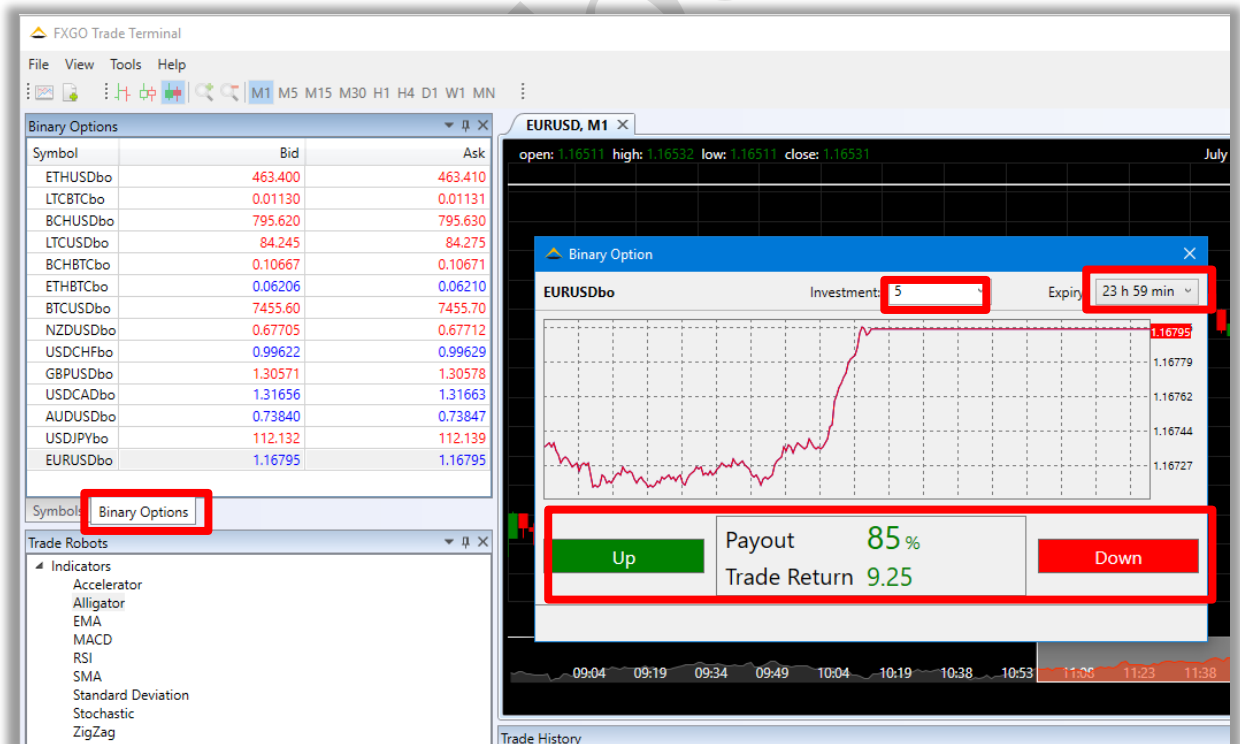
TradeToolsFX

### 1.4.2 Trading Binary options symbols

In “Market Watch” window there are symbols with bo postfix (if these symbols are not present try to Show All symbols from Market Watch context menu).



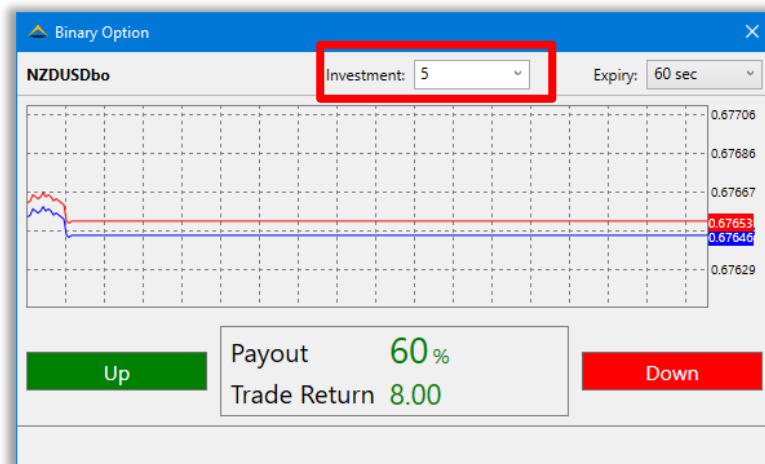
To start trading binary options click on any symbol with bo postfix. “Binary Option Trading” window will appear.



Choose “Binary Option” order parameters and click “Up” or “Down” buttons to open Binary option position.

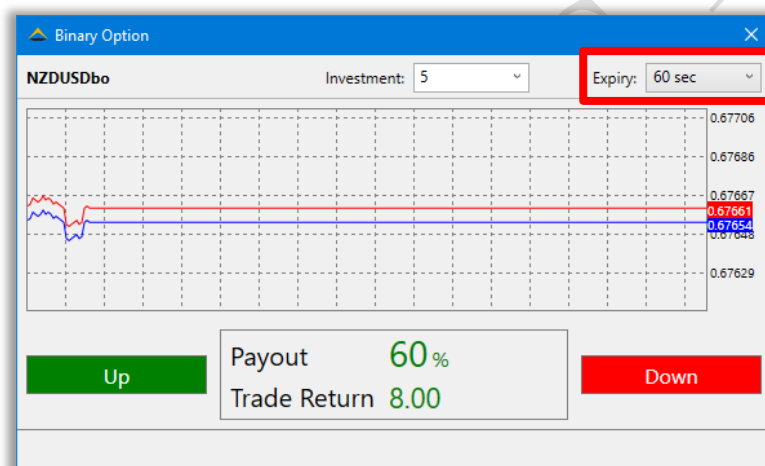
### Investment volume

Click on “Investment” combo box to choose BO order volume.



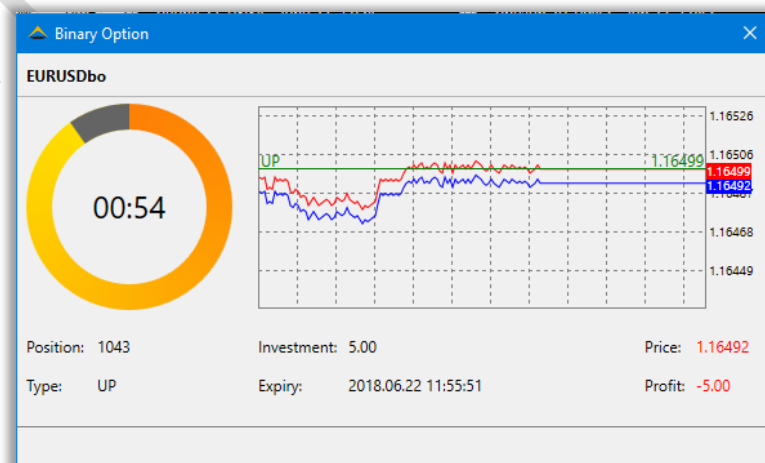
### Expiration time

Click on “Expiry” combo box to choose BO order expiration time.



Specify order parameters and click “Up” or “Down” to place your investment.

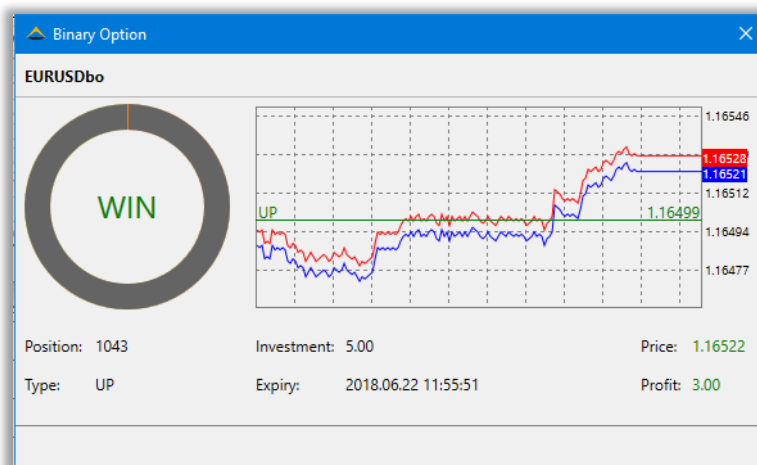
A new position will be opened. Click on open position to check the expiration status of the position.



Opened BO positions also displayed at the “BO Positions” tab of FXNEXT terminal.

Id	Open time	Type	Investment	Symbol	Open price	Price	Expiry	Payout	Status
1041	2018.06.22 11:25:11	DOWN	5.00	AUDUSDbo	0.74234	0.74234	2018.06.22 11:26:11	5.00	DRAW
1040	2018.06.22 11:25:04	UP	5.00	EURUSDbo	1.16393	1.16382	2018.06.22 11:26:04	0.00	LOSS

Once position is expired, position will be closed and client balance will be credited or debited according to the outcome of the bet.



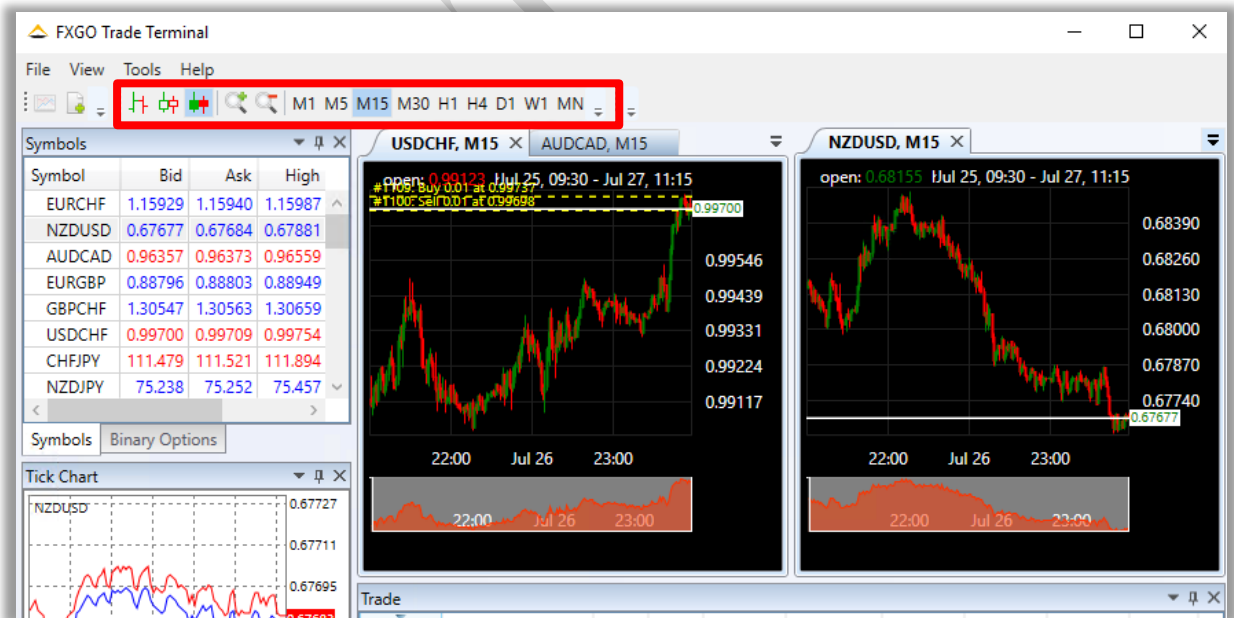
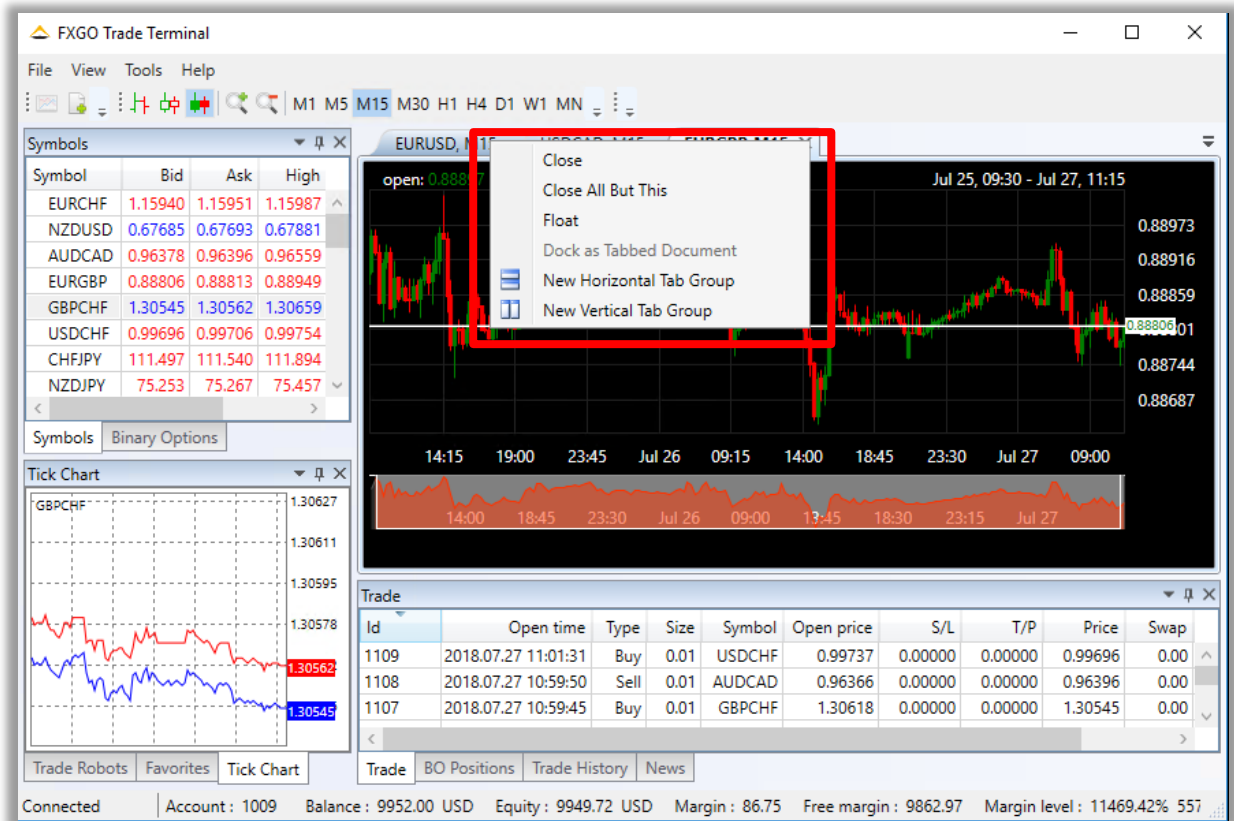
Closed BO position will appear at “History” tab, and “Account history” tab of FXNEXT terminal

Time	Type	Message
2018.08.28 15:33:59	Binary Option	Position #1120 WIN at 1.17102 payout: 8.00
2018.08.28 15:32:59	Binary Option	Position #1120 opened: 5.00 on DOWN EURUSDbo at 1.17113

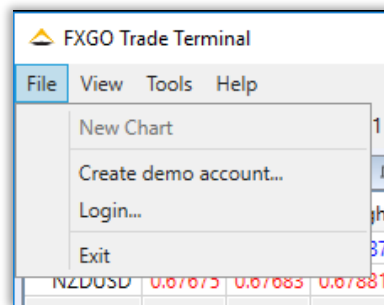


## 1.5 FX GO Trading terminal interface appearance

You can change charts appearance properties like timeframe, colors, time scale, chart style (bars or candles) and chart layouts via right click menu or “interface” buttons

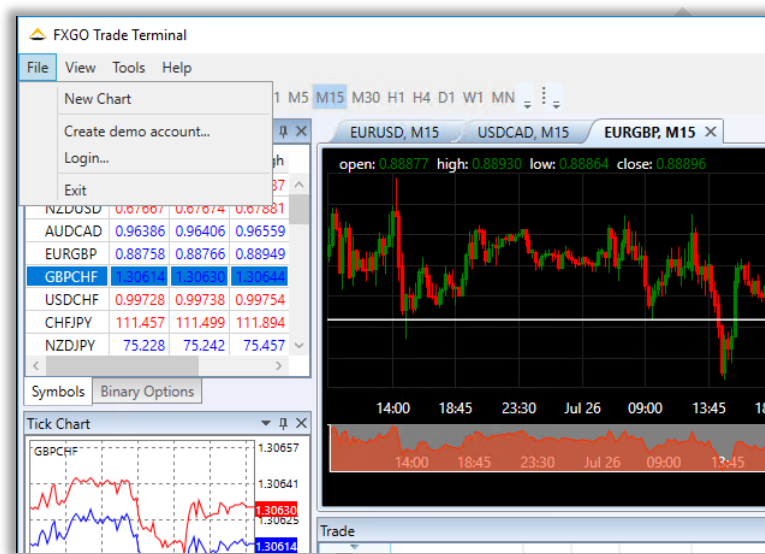


## 1.6 File menu

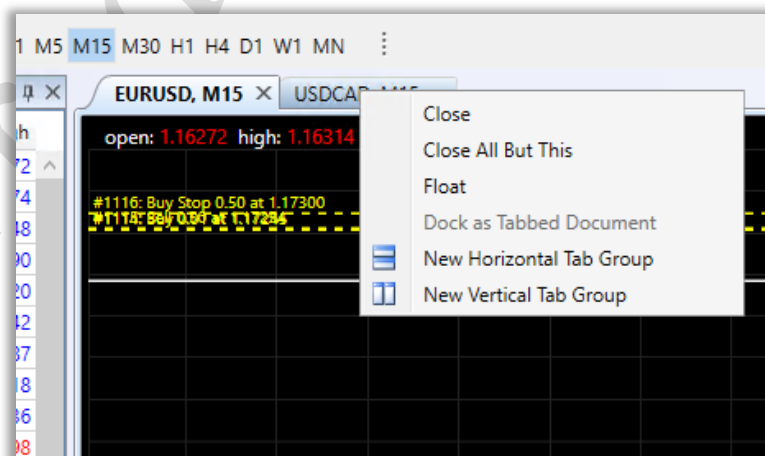


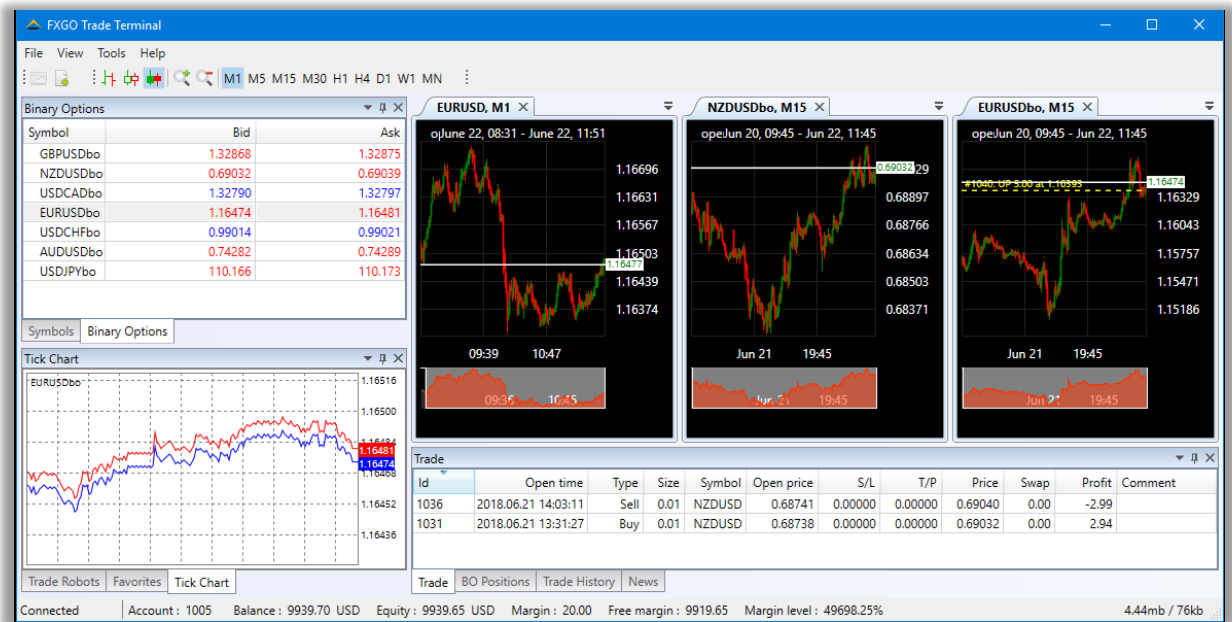
### 1.6.1 New Chart

**New Chart** – adding another chart tab to existing tabs.



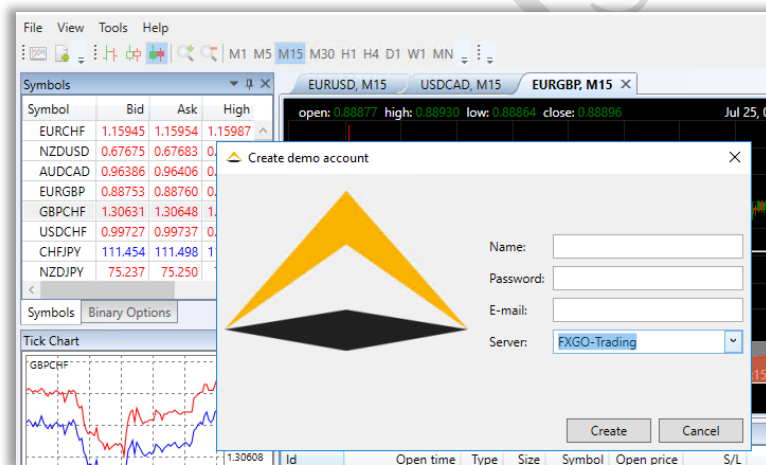
You can change chart appearance (make it float or tabbed) by right click menu.





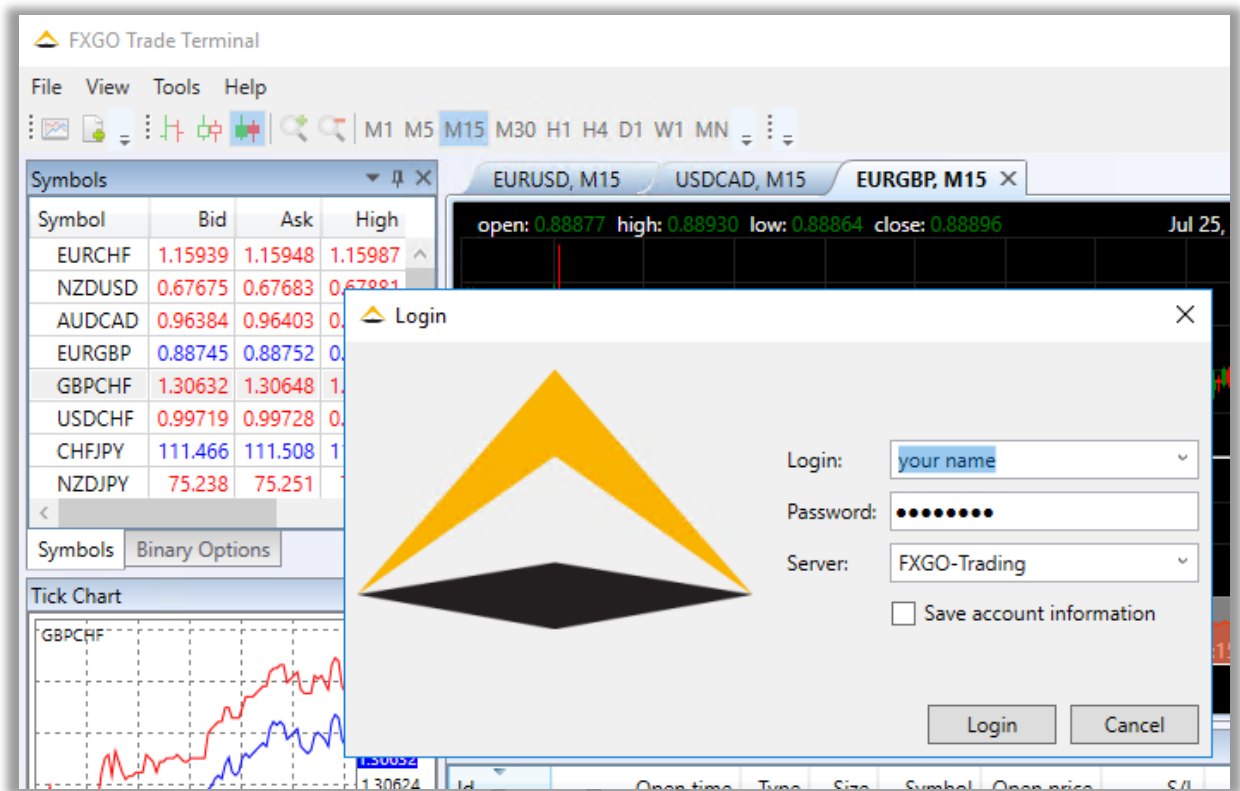
## 1.6.2 Create Demo Account

Create demo account, allows to register new demo account.



### 1.6.3 Login

“Login”, allows to login with existing trader account credentials.



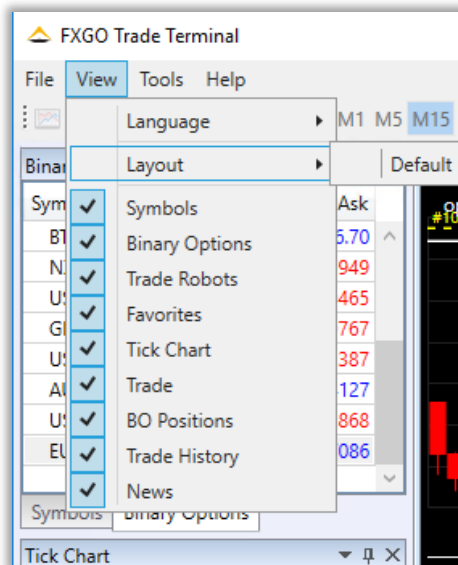
### 1.6.4 Exit

Close FXNEXT terminal.

TradeToolsFx

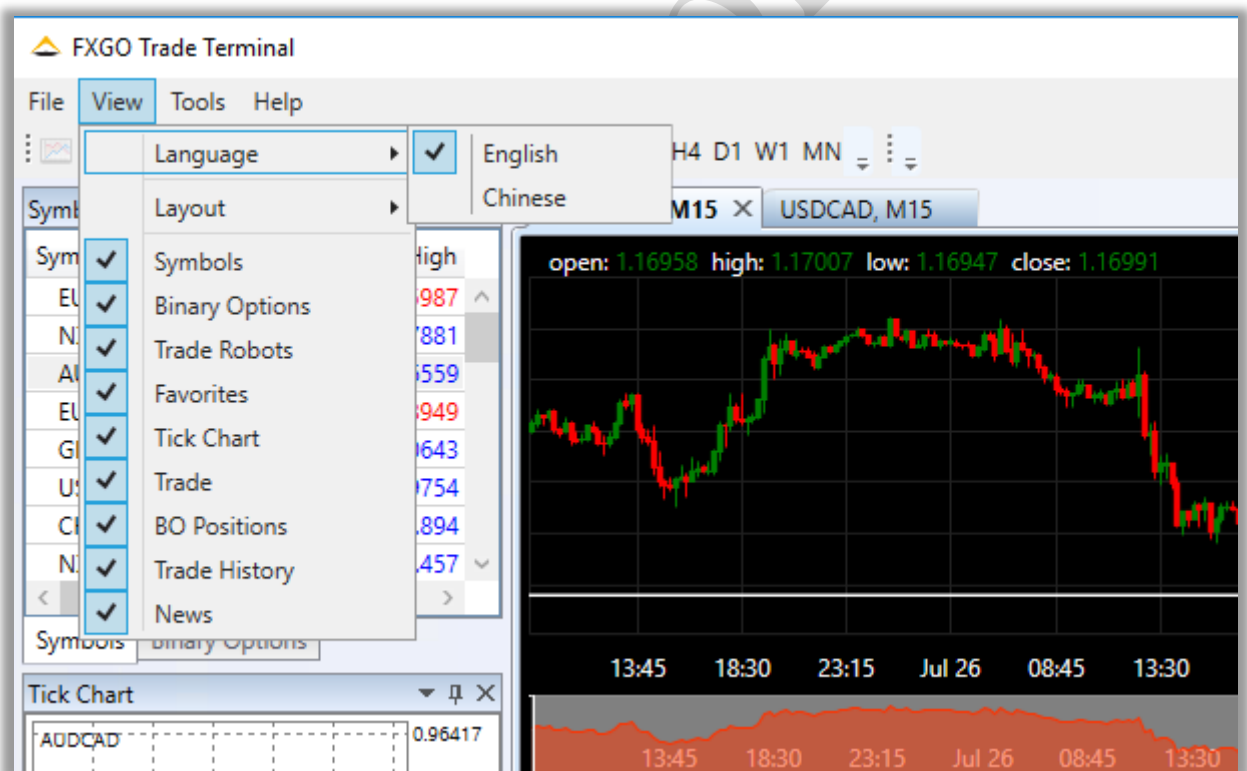
## 1.7 View

“View” menu – allows to change appearance of FXNEXT terminal



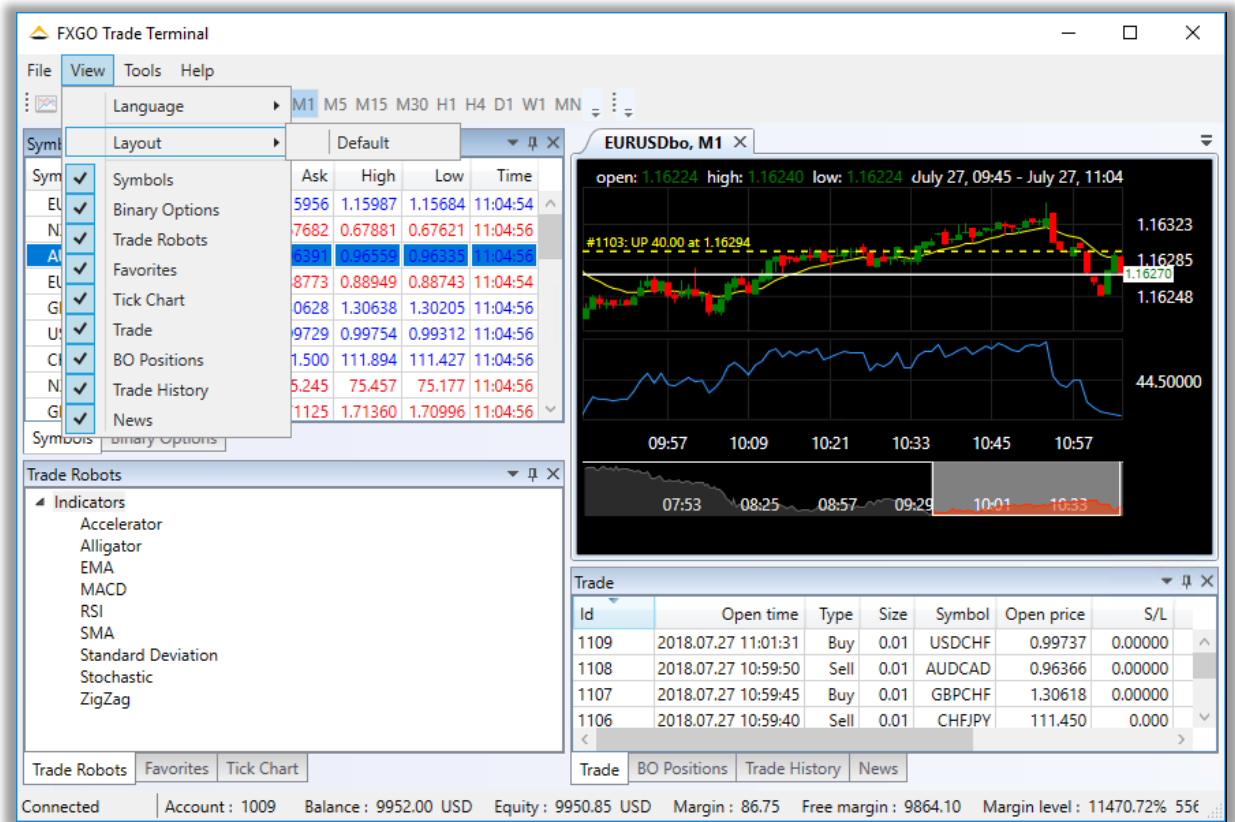
### 1.7.1 Language

Language menu allows to change interface language.



### 1.7.2 Layout

Layout menu allows to change FXNEXT trading terminal appearance by switching on/off various frames.



The screenshot shows the FXGO Trade Terminal interface. The 'View' menu is open, showing the 'Layout' option. The 'Layout' menu is also open, showing a list of frames that can be toggled on or off. The 'Trade Robots' panel is visible, showing a list of indicators. The 'Trade' panel is also visible, showing a list of trades.

Layout	Default
Symbols	Ask High Low Time
Binary Options	5956 1.15987 1.15684 11:04:54
Trade Robots	7682 0.67881 0.67621 11:04:56
Favorites	6391 0.96558 0.96338 11:04:56
Tick Chart	8773 0.88949 0.88743 11:04:54
Trade	0628 1.30638 1.30205 11:04:56
BO Positions	9729 0.99754 0.99312 11:04:56
Trade History	1.500 111.894 111.427 11:04:56
News	5.245 75.457 75.177 11:04:56
	1125 1.71360 1.70996 11:04:56

Trade Robots	Indicators
	Accelerator
	Alligator
	EMA
	MACD
	RSI
	SMA
	Standard Deviation
	Stochastic
	ZigZag

Trade	BO Positions	Trade History	News			
Id	Open time	Type	Size	Symbol	Open price	S/L
1109	2018.07.27 11:01:31	Buy	0.01	USDCHF	0.99737	0.00000
1108	2018.07.27 10:59:50	Sell	0.01	AUDCAD	0.96366	0.00000
1107	2018.07.27 10:59:45	Buy	0.01	GBPCHF	1.30618	0.00000
1106	2018.07.27 10:59:40	Sell	0.01	CHFJPY	111.450	0.000

Connected | Account : 1009 | Balance : 9952.00 USD | Equity : 9950.85 USD | Margin : 86.75 | Free margin : 9864.10 | Margin level : 11470.72% 55€

TradeToolsFx

### 1.7.3 Symbols

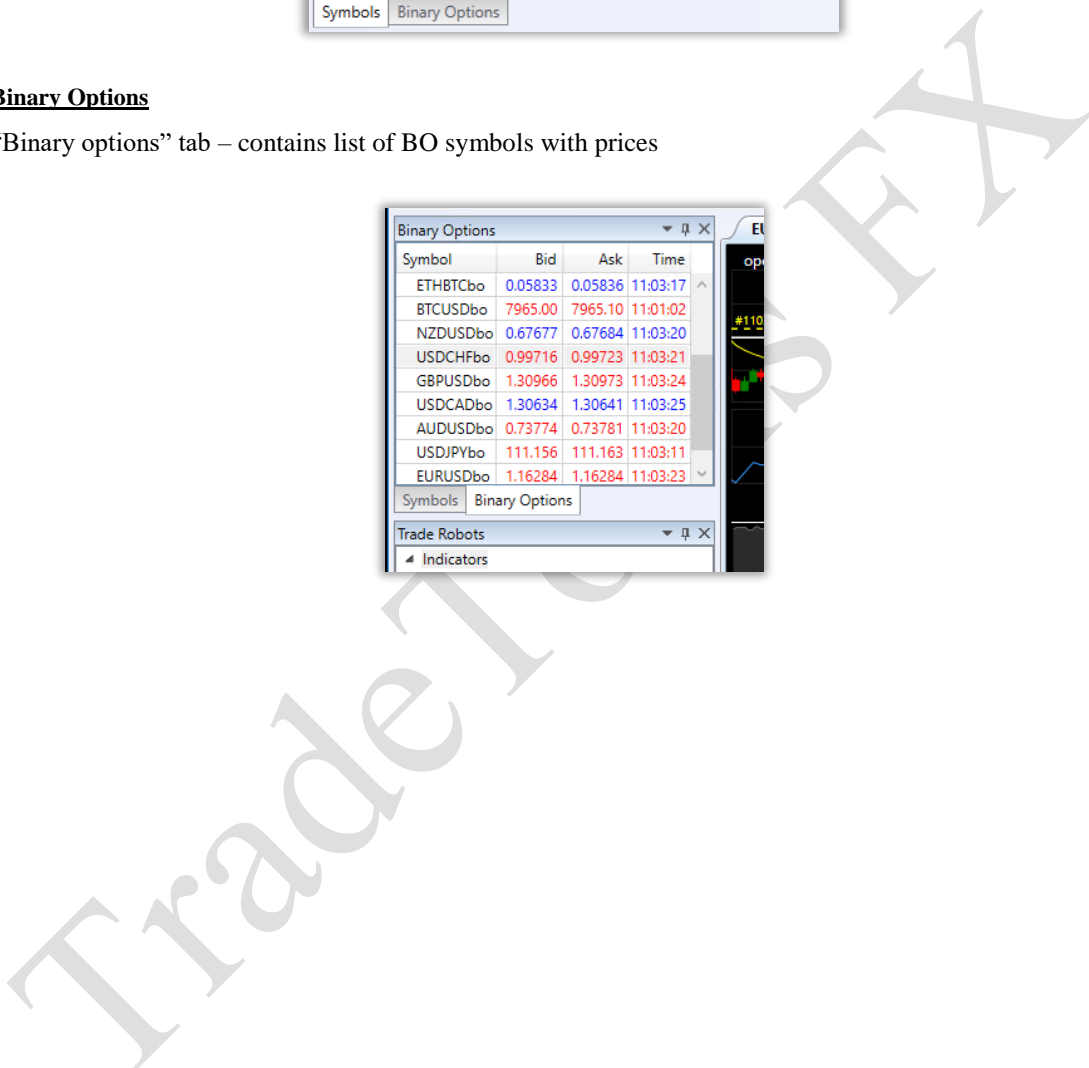
“Symbols” tab – contains list of regular Forex and CFD symbols with prices available for trading.

Symbol	Bid	Ask	High	Low	Time
EURCHF	1.15954	1.15965	1.15987	1.15684	11:04:07
NZDUSD	0.67674	0.67682	0.67881	0.67621	11:04:07
AUDCAD	0.96369	0.96388	0.96559	0.96335	11:04:06
EURGBP	0.88777	0.88784	0.88949	0.88743	11:04:08
GBPCHF	1.30603	1.30619	1.30638	1.30205	11:04:08
USDCHF	0.99718	0.99728	0.99754	0.99312	11:04:06
CHFJPY	111.448	111.490	111.894	111.427	11:04:08
NZDJPY	75.224	75.238	75.457	75.177	11:04:07
GBPCAD	1.71088	1.71115	1.71360	1.70996	11:04:07

### 1.7.4 Binary Options

“Binary options” tab – contains list of BO symbols with prices

Symbol	Bid	Ask	Time
ETHBTCbo	0.05833	0.05836	11:03:17
BTCUSDbo	7965.00	7965.10	11:01:02
NZDUSDbo	0.67677	0.67684	11:03:20
USDCHFbo	0.99716	0.99723	11:03:21
GBPUSDbo	1.30966	1.30973	11:03:24
USDCADbo	1.30634	1.30641	11:03:25
AUDUSDbo	0.73774	0.73781	11:03:20
USDJPYbo	111.156	111.163	11:03:11
EURUSDbo	1.16284	1.16284	11:03:23

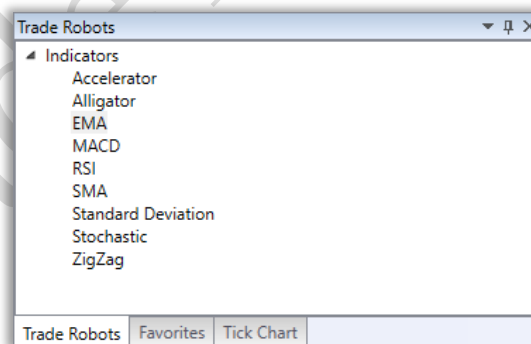


### 1.7.5 Trade Robots

**Trade Robots** windows allows to add technical indicators to any symbol chart. Technical indicator is a mathematical manipulation of a security price and/or volumes aimed at forecasting of future price changes. Decisions about how and when to open or close positions can be made on basis of signals from technical indicators. According to their functionalities, indicators can be divided into two groups: trend indicators and oscillators. Trend indicators help to assess the price direction and detect the turn moments synchronously or with a delay. Oscillators allow to find the turning moments ahead or synchronously.



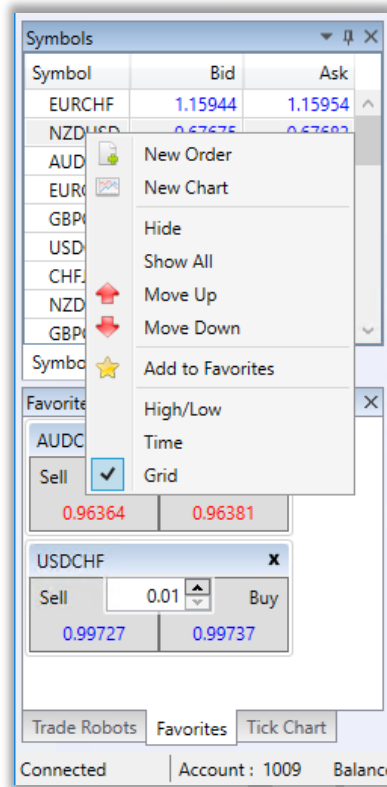
Drag and drop indicator from “Trade Robots” menu to chart





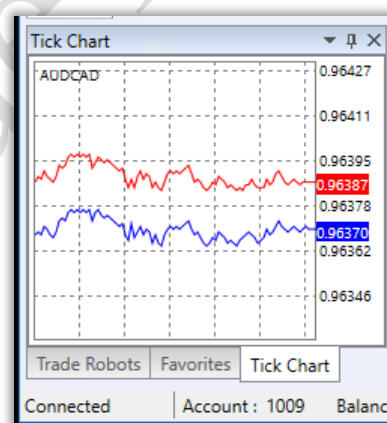
### 1.7.6 Favorites

Right click on specific symbol at symbols list to add this symbol to favorites list, for quick access to its trading.



### 1.7.7 Tick Chart

Tick Chart — open the tick chart of the symbol selected. The tick data comes only when the account is connected. Thus, if an account was not active for a certain period of time, the tick chart may appear empty in the beginning.



### 1.7.8 Trade

The "Trade" tab contains information about the current status of the trading account, about open positions and pending orders placed.

Id	Open time	Type	Size	Symbol	Open price	S/L	T/P	Price	Swap
1108	2018.07.27 10:59:50	Sell	0.01	AUDCAD	0.96366	0.00000	0.00000	0.96385	0.00
1107	2018.07.27 10:59:45	Buy	0.01	GBPCHE	1.30618	0.00000	0.00000	1.30602	0.00
1106	2018.07.27 10:59:40	Sell	0.01	CHFJPY	111.450	0.000	0.000	111.495	0.00
1101		Buy Stop	0.01	AUDCAD	0.96413	0.96359	0.96471	0.96385	

Balance: 9959.00 USD    Equity: 9957.99 USD    Margin: 91.72    Free margin: 9866.27    Margin level: 10856.95% 55%

### 1.7.9 Bo Positions

The "BO positions" tab contains information about the current status of the trading account, about open BO positions.

Id	Open time	Type	Investment	Symbol	Open price	Price
1105	2018.07.27 10:59:13	UP	5.00	USDCHFbo	0.99715	0.99708
1104	2018.07.27 10:59:09	DOWN	5.00	AUDUSDbo	0.73780	0.73791
1103	2018.07.27 10:59:06	UP	40.00	EURUSDbo	1.16294	1.16292
1102	2018.07.27 10:58:58	DOWN	5.00	BTCUSDbo	7965.00	7965.10

Balance: 9959.00 USD    Equity: 9958.81 USD    Margin: 65.03    Free margin: 9893.78    Margin level: 15314.18% 55%

### 1.7.10 Trade History

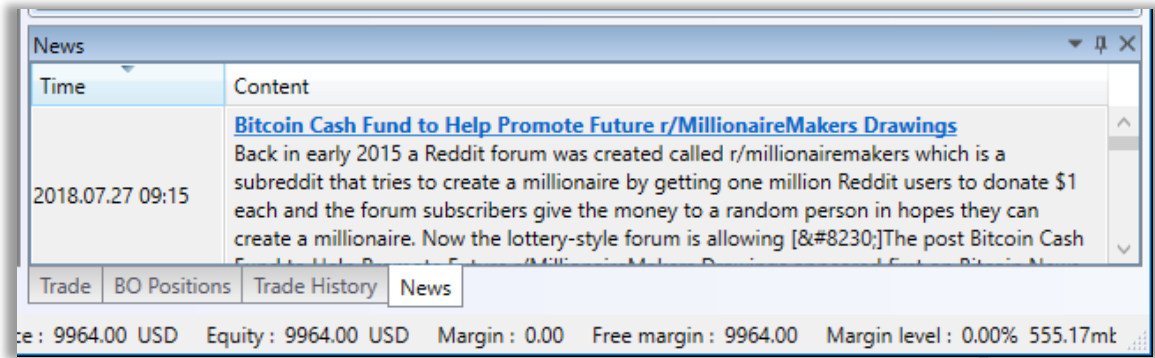
Trade history displaying information about all trade operations.

Time	Type	Message
2018.07.27 10:58:22	Pending order	Created: order #1101, Buy Stop 0.01 AUDCAD, open price: 0.96413, sl: 0.9
2018.07.27 10:57:56	Open order	Position #1100 opened, Sell 0.01 USDCHF, open price: 0.99698, sl: 0, tp: 0
2018.07.27 10:57:49	Binary Option	Position #1099 opened: 5.00 on DOWN ETHUSDbo at 464.430
2018.07.20 14:07:25	Binary Option	Position #1090 LOSS at 1.17186 payout: 4.00
2018.07.20 13:07:25	Binary Option	Position #1090 opened: 40.00 on DOWN EURUSDbo at 1.17124

Balance: 9964.00 USD    Equity: 9963.90 USD    Margin: 15.03    Free margin: 9948.87    Margin level: 66293.41% 55%

1.7.11 **News**

News Tab displaying economic news from various RSS sources.

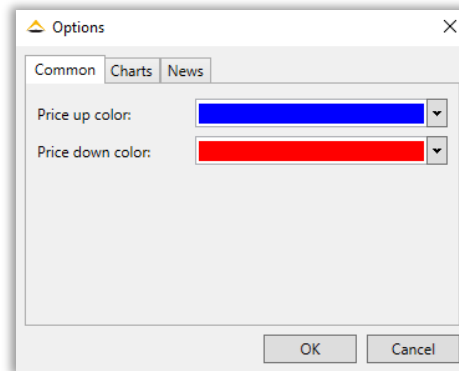
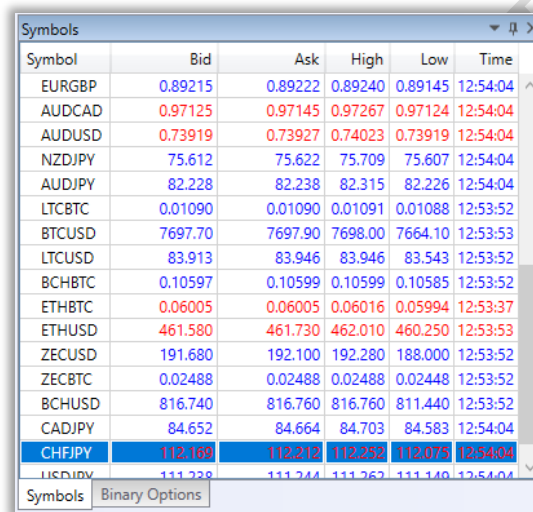


TradeToolsFX

## 1.8 Tools -> Options

### 1.8.1 Common

At “Common” tab you can change colours of Symbols table.

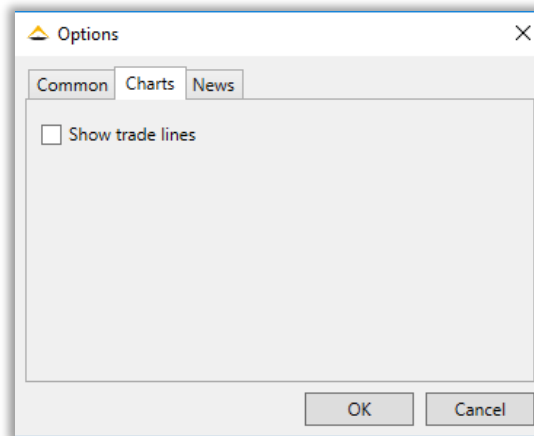



Symbol	Bid	Ask	High	Low	Time
EURGBP	0.89215	0.89222	0.89240	0.89145	12:54:04
AUDCAD	0.97125	0.97145	0.97267	0.97124	12:54:04
AUDUSD	0.73919	0.73927	0.74023	0.73919	12:54:04
NZDJPY	75.612	75.622	75.709	75.607	12:54:04
AUDJPY	82.228	82.238	82.315	82.226	12:54:04
LTCBTC	0.01090	0.01090	0.01091	0.01088	12:53:52
BTCUSD	7697.70	7697.90	7698.00	7664.10	12:53:53
LTCUSD	83.913	83.946	83.946	83.543	12:53:52
BCHBTC	0.10597	0.10599	0.10599	0.10585	12:53:52
ETHBTC	0.06005	0.06005	0.06016	0.05994	12:53:37
ETHUSD	461.580	461.730	462.010	460.250	12:53:53
ZECUSD	191.680	192.100	192.280	188.000	12:53:52
ZECBTC	0.02488	0.02488	0.02488	0.02448	12:53:52
BCHUSD	816.740	816.760	816.760	811.440	12:53:52
CADJPY	84.652	84.664	84.703	84.583	12:54:04
CHFJPY	112.169	112.212	112.252	112.075	12:54:04
USDJPY	111.228	111.244	111.263	111.140	12:54:04

TradeToolsFX

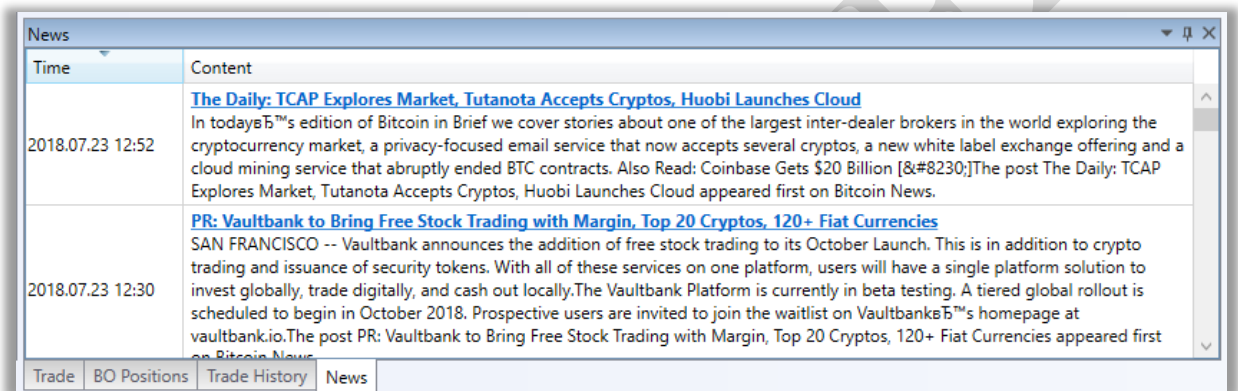
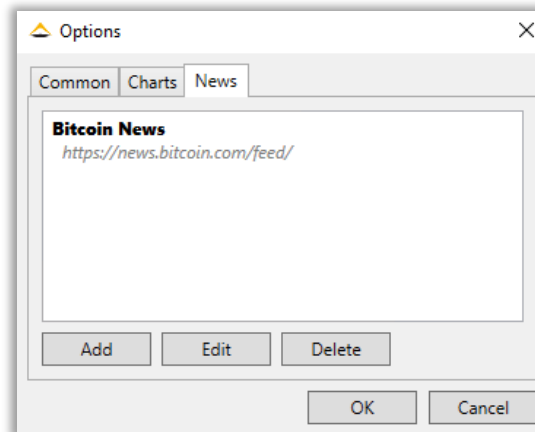
### 1.8.2 Charts

“Tools” ->“Options” -> “Charts” -> “Show trade lines” checkbox enables position opening price line on chart.



### 1.8.3 News

You can add any “RSS” source of market news directly to FXNEXT terminal “news” tab



### 1.9 Help

Help form displaying FXNEXT trade terminal version information

